

multibox

Instructions

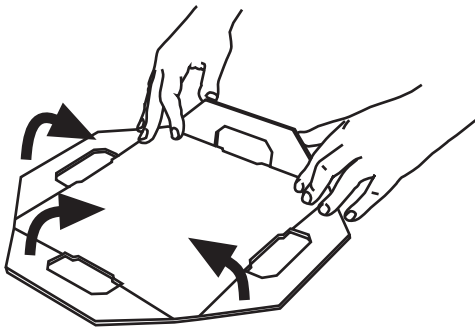
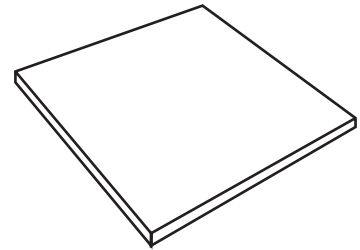
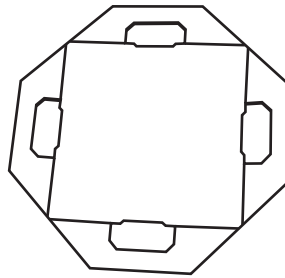
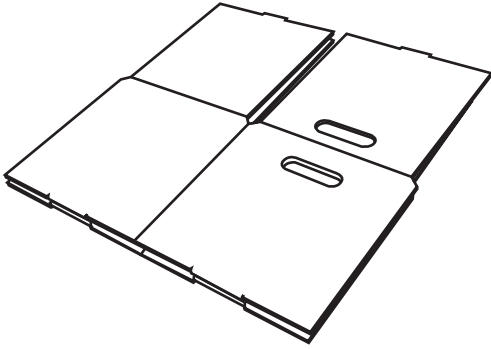


Multibox Parts Include:

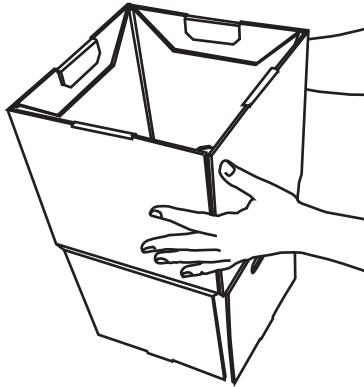
Part A (x3) - Box Frame

Part B (x3) - Box Bottom


Part C (x3) - Lid



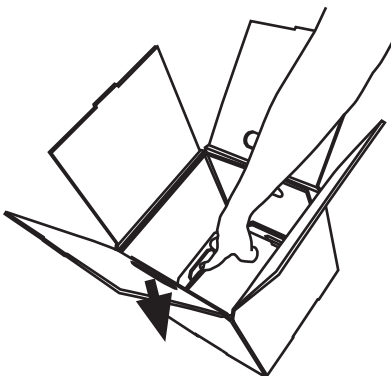
a. With Part B facing up, fold all 4 sides in a 90° angle.




b. Open up Part A, and hold as shown.




c. Insert Part B into Part A as shown.



d. Turn box over. Reach in and fold part B sides inward. Remove paper cover of adhesive pads. Push Part B sides back firmly into place.



e. Fold all 4 sides of Part A inward.



f. Place lid on.

Do not use if any part is broken torn or missing

GREEN
LULLABY
cardboard made